

Monthly Trading Report

April 2024



April Market Overview



USEP
\$288.71/MWh

	Weekdays	Saturday	Sunday
Daily Average	324.69	258.79	161.51
Daily Maximum	3,727.43	3,256.65	659.92
Daily Minimum	84.72	95.43	89.58

(in \$/MWh)



Forecasted Demand
6,638MW

Daily Average	6,780	6,360	6,265
Daily Maximum	7,640	7,016	6,991
Daily Minimum	5,641	5,570	5,684

(in MW)



Forecasted Solar*
272MW

Daily Average	271	298	254
Daily Maximum	654	611	649
Daily Minimum	2	4	4

(in MW)



Total Supply
7,524MW

Daily Average	7,662	7,196	7,206
Daily Maximum	8,349	7,540	7,752
Daily Minimum	6,585	6,697	6,663

(in MW)



Primary Reserve
3.01

Contingency Reserve
42.05

Regulation
41.53

(in \$/MWh)

Primary Reserve	3.28	4.18	0.95
Contingency Reserve	47.19	40.47	21.72
Regulation	42.54	47.53	32.52

(in \$/MWh)

*The table reflects the monthly forecasted solar for periods between 15 and 38.

Forecasted Demand, Solar and USEP

Figure 1: Forecasted Demand vs USEP for This Month

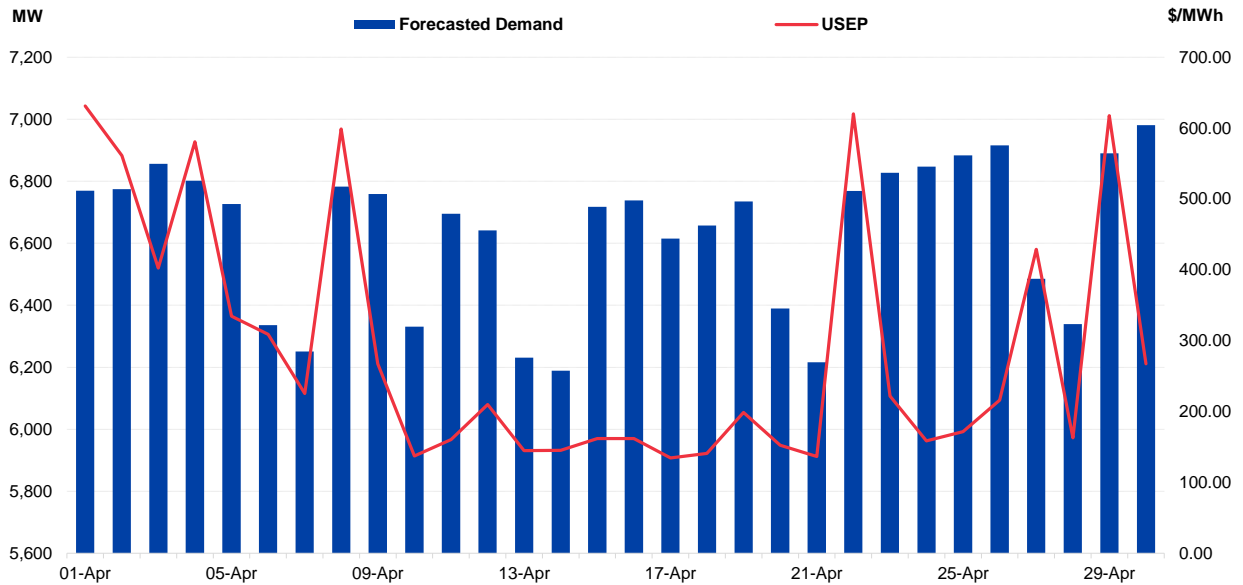
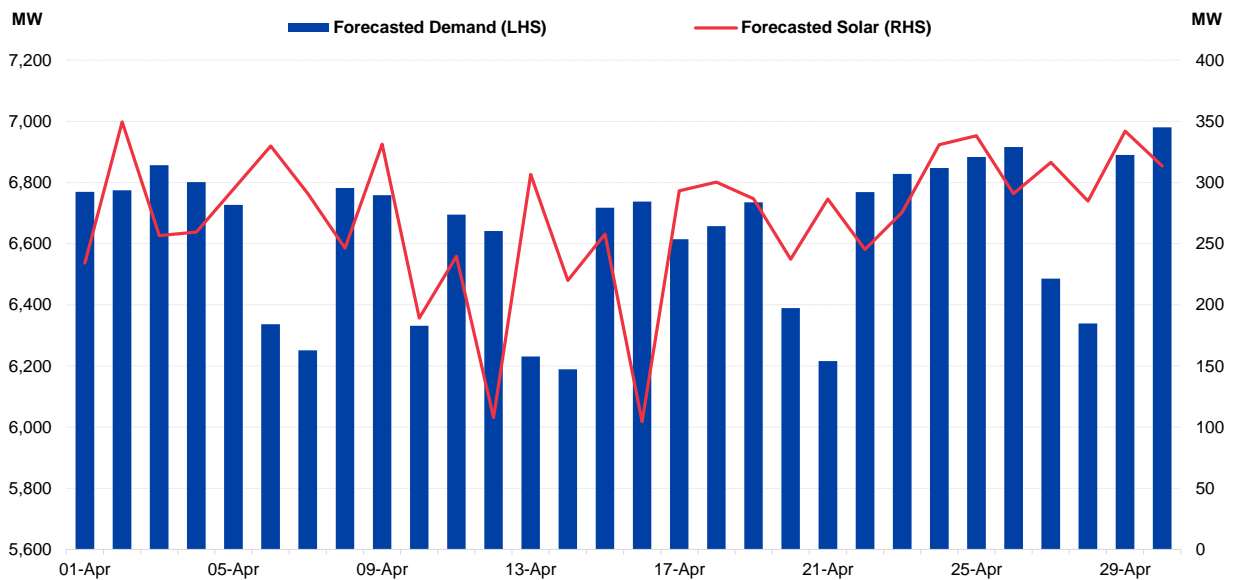


Figure 2: Forecasted Demand vs Forecasted Solar for This Month



Notes: Figure 2 reflects the daily average forecasted solar for periods between 15 and 38. "LHS" in bracket denotes Left Hand Side Axis, and "RHS" in bracket denotes Right Hand Side Axis.

Forecasted Demand, Solar and USEP

Figure 3: Forecasted Demand vs USEP for Last 12 Months

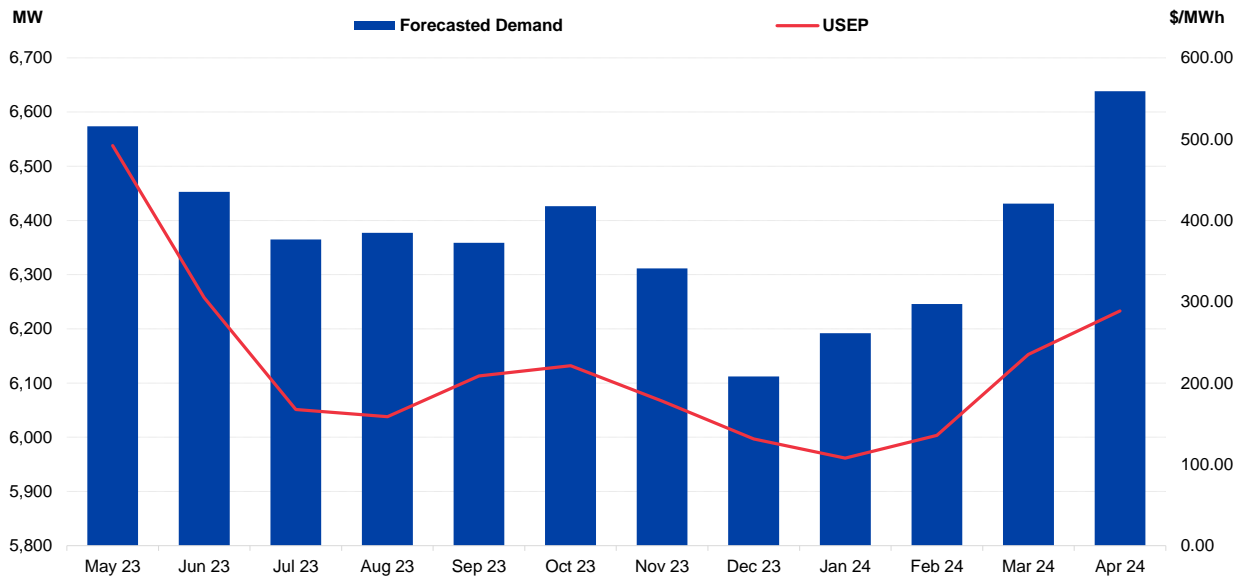
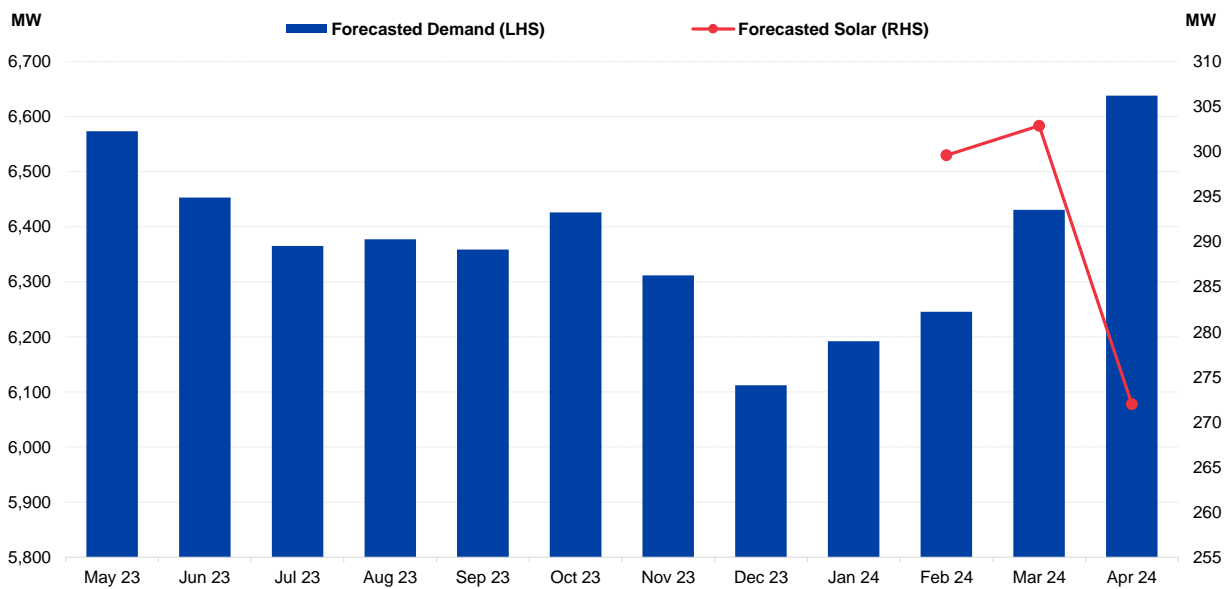


Figure 4: Forecasted Demand vs Forecasted Solar for Last 12 Months



Notes: Figure 4 reflects the monthly average forecasted solar for periods between 15 and 38. Forecasted solar took effect from 21 February 2024.

Figure 5: Average Generation by Type for This Month

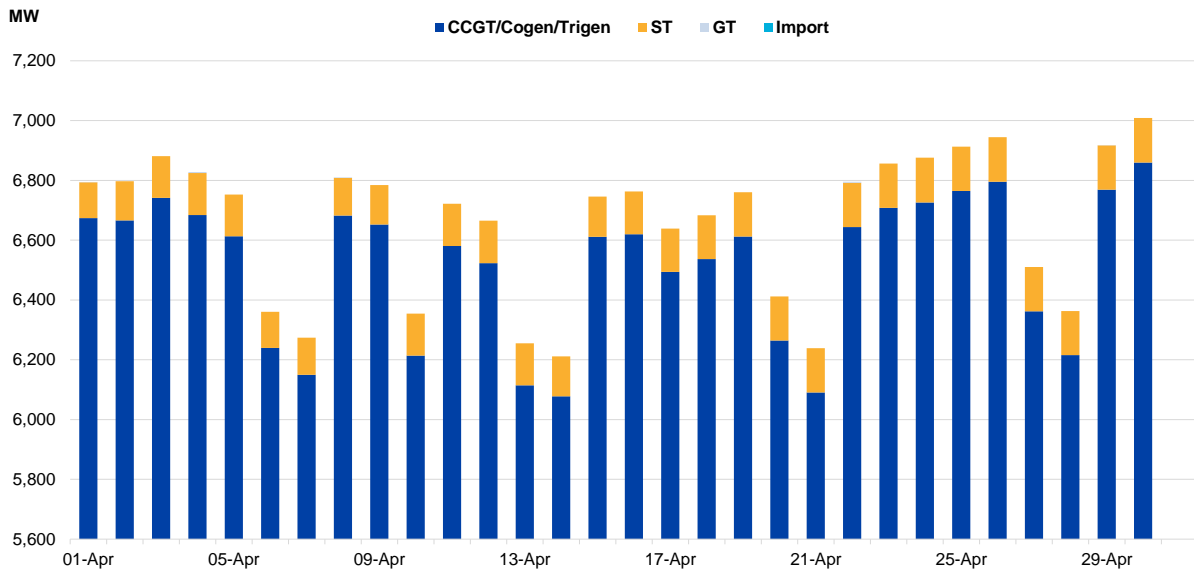
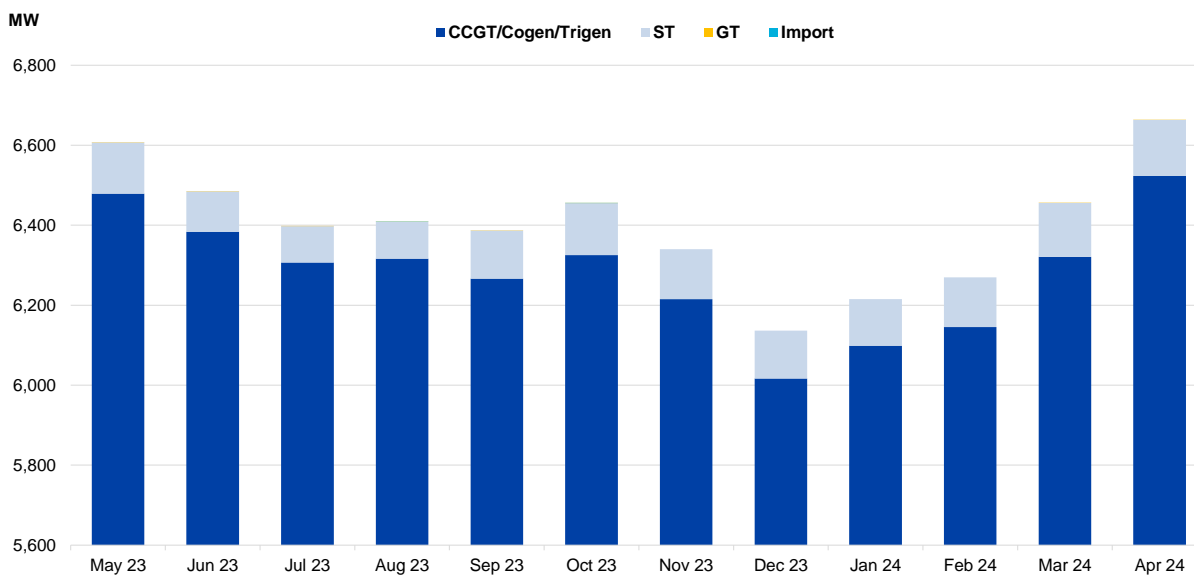


Figure 6: Average Generation by Type for Last 12 Months



Market Overview

Figure 7: YOY % Change of USEP and Forecasted Demand

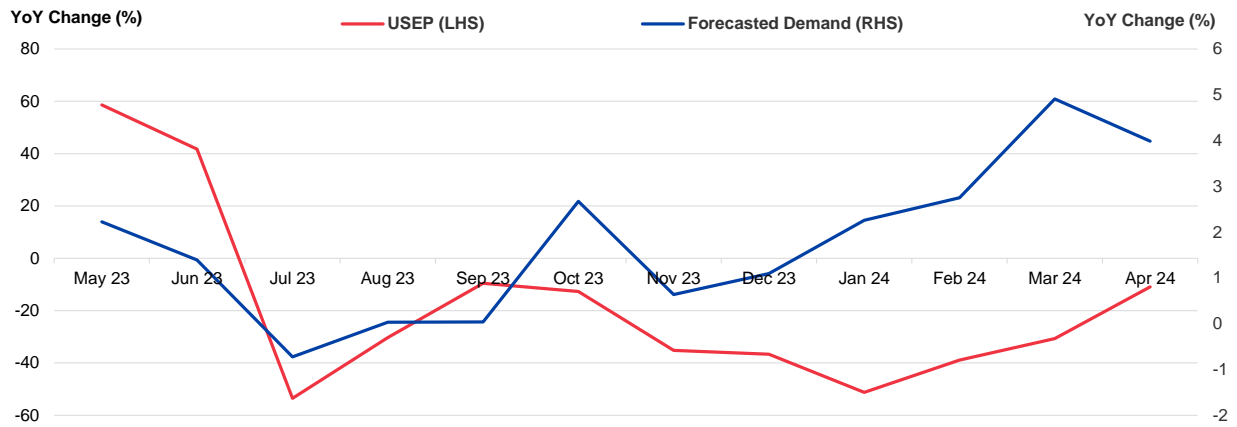


Figure 8: Ancillary Prices

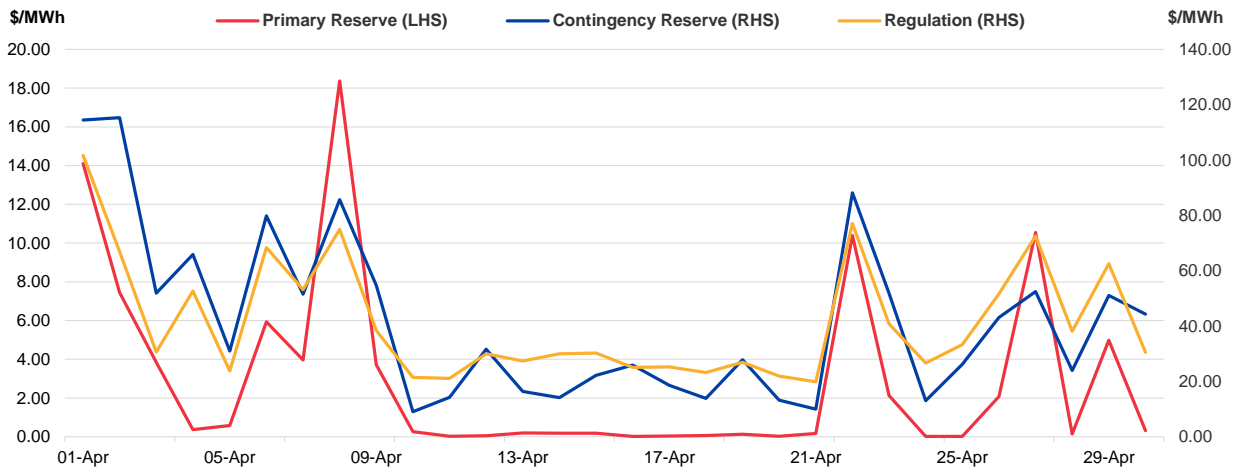
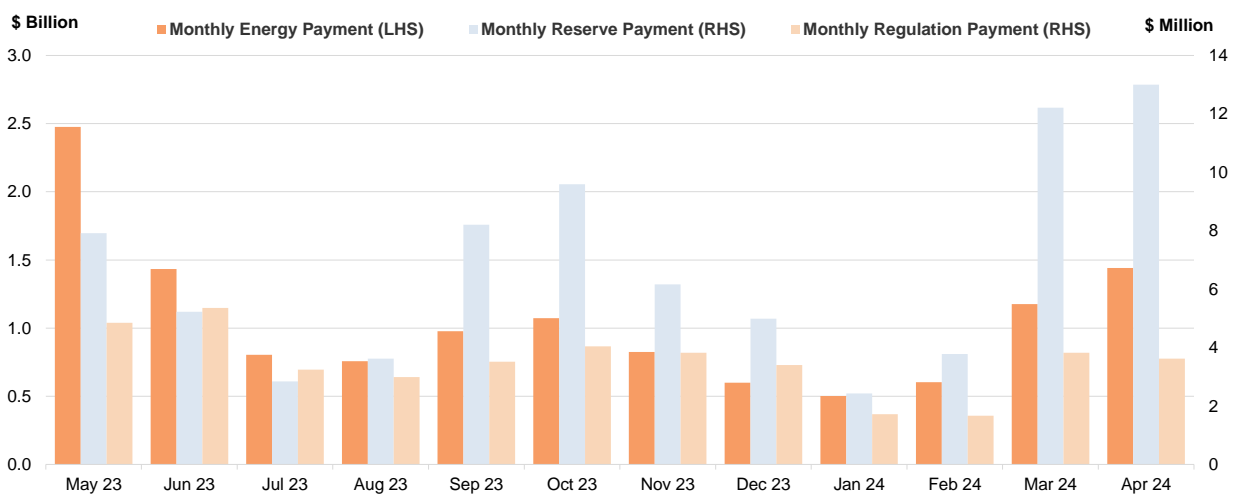


Figure 9: Monthly Payment for Last 12 Months



Market Overview

Figure 10: Instances of Demand Response (DR) Load Curtailment for Last 12 Months

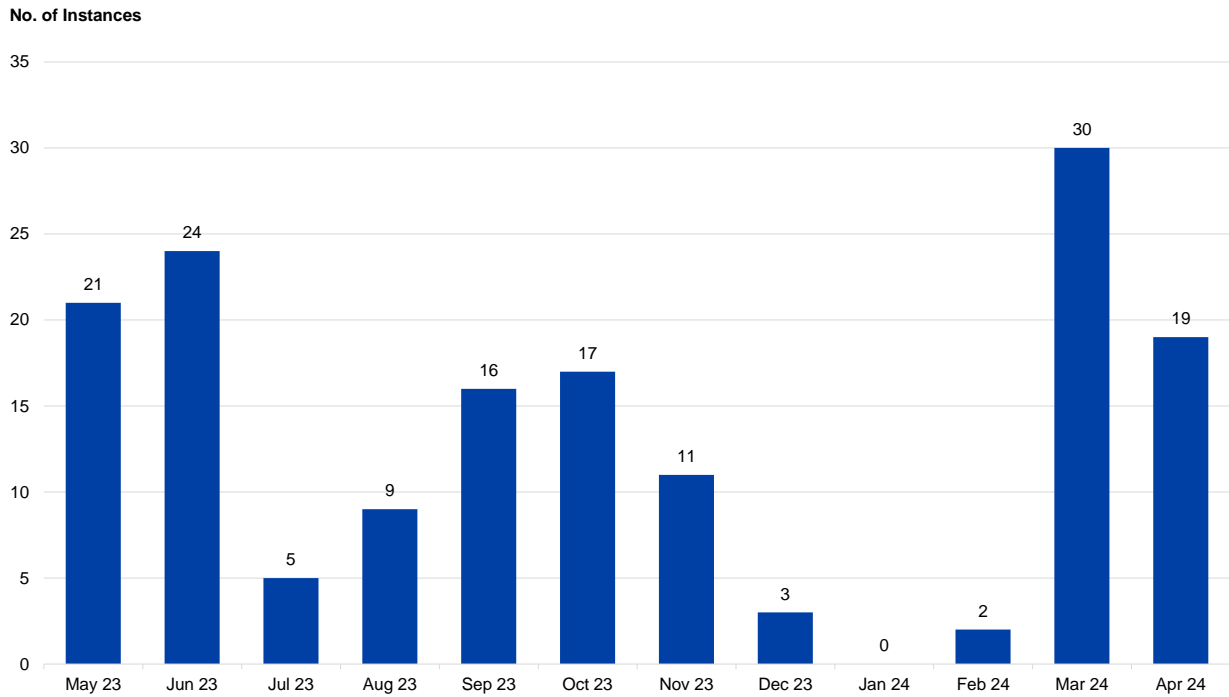


Figure 11: USEP and Periods of DR Load Curtailment for Last 12 Months

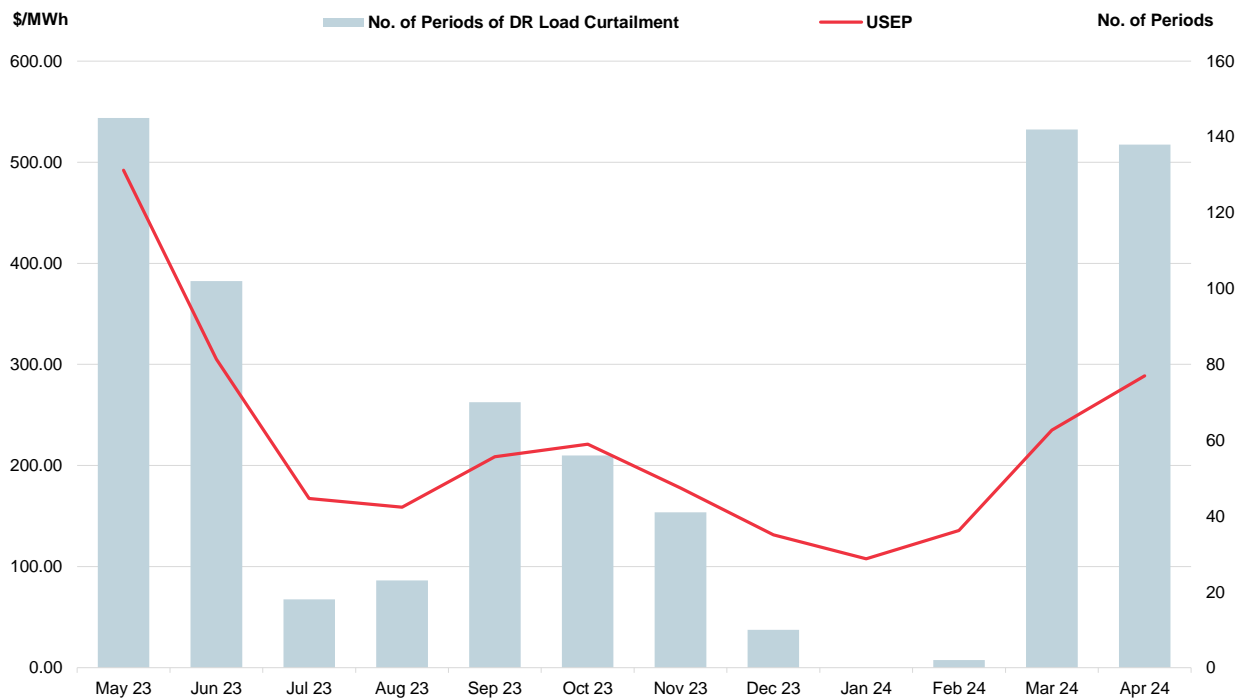


Figure 12: Price Statistics for Year 2024

	USEP (\$/MWh)			Forecasted Demand (MW)			Forecasted Solar (MW)		
	Average	Min	Max	Average	Min	Max	Average	Min	Max
Jan	107.71	-20.17	297.10	6,192	5,082	7,178	-	-	-
Feb	135.68	49.78	705.88	6,246	5,108	7,203	300	1	648
Mar	235.06	65.26	4,500.00	6,431	5,436	7,287	303	1	698
Apr	288.71	84.72	3,727.43	6,638	5,570	7,640	272	2	654
May	-	-	-	-	-	-	-	-	-
Jun	-	-	-	-	-	-	-	-	-
Jul	-	-	-	-	-	-	-	-	-
Aug	-	-	-	-	-	-	-	-	-
Sep	-	-	-	-	-	-	-	-	-
Oct	-	-	-	-	-	-	-	-	-
Nov	-	-	-	-	-	-	-	-	-
Dec	-	-	-	-	-	-	-	-	-
Yearly	191.92	-20.17	4,500.00	6,377	5,082	7,640	289	1	698
Q1	160.01	-20.17	4,500.00	6,291	5,082	7,287	302	1	698
Q2	288.71	84.72	3,727.43	6,638	5,570	7,640	272	2	654
Q3	-	-	-	-	-	-	-	-	-
Q4	-	-	-	-	-	-	-	-	-

	Price (\$/MWh)			Requirements (MW)			Generation (%)			
	Primary Reserve	Contingency Reserve	Regulation	Primary Reserve	Contingency Reserve	Regulation	CCGT	ST	GT	Import
Jan	0.29	7.87	18.23	158	383	117	98.13	1.87	0.00	0.00
Feb	0.71	12.92	19.94	168	394	113	98.02	1.98	0.00	0.00
Mar	2.25	38.49	41.96	173	405	113	97.91	2.09	0.00	0.00
Apr	3.01	42.05	41.53	167	408	113	97.89	2.11	0.01	0.00
May	-	-	-	-	-	-	-	-	-	-
Jun	-	-	-	-	-	-	-	-	-	-
Jul	-	-	-	-	-	-	-	-	-	-
Aug	-	-	-	-	-	-	-	-	-	-
Sep	-	-	-	-	-	-	-	-	-	-
Oct	-	-	-	-	-	-	-	-	-	-
Nov	-	-	-	-	-	-	-	-	-	-
Dec	-	-	-	-	-	-	-	-	-	-
Yearly	1.57	25.40	30.50	167	397	114	97.98	2.01	0.00	0.00
Q1	1.09	19.91	26.86	166	394	115	98.02	1.98	0.00	0.00
Q2	3.01	42.05	41.53	167	408	113	97.89	2.11	0.01	0.00
Q3	-	-	-	-	-	-	-	-	-	-
Q4	-	-	-	-	-	-	-	-	-	-

Notes: Figure 12 reflects the monthly, quarterly and yearly forecasted solar for periods between 15 and 38.

Figure 13: Renewable Generation Market Share in Percentage for Year 2024 (based on IEQ)

	Renewable Generations	
	IGS	Import
Jan	1.03	0.00
Feb	1.42	0.00
Mar	1.43	0.00
Apr	1.21	0.00
May	-	-
Jun	-	-
Jul	-	-
Aug	-	-
Sep	-	-
Oct	-	-
Nov	-	-
Dec	-	-
Yearly	1.27	0.00
Q1	1.29	0.00
Q2	1.21	0.00
Q3	-	-
Q4	-	-

Figure 14: Vesting Price, Tariffs and WEP for Year 2024

	Vesting Contract Price (\$/MWh)	Domestic Electricity Tariffs (¢/kWh)	Average WEP (\$/MWh)	WEP Components (\$/MWh)					
				USEP	AFP	HEUC	MEUC	EMC Fees	PSO Fees
Jan	214.19	29.89	107.90	107.71	0.34	-1.00	0.17	0.37	0.31
Feb	214.19	29.89	135.73	135.68	0.34	-1.33	0.34	0.37	0.33
Mar	214.19	29.89	235.07	235.06	0.69	-1.73	0.38	0.37	0.30
Apr	209.41	29.79	287.97	288.71	0.67	-2.20	0.03	0.41	0.35
May	-	-	-	-	-	-	-	-	-
Jun	-	-	-	-	-	-	-	-	-
Jul	-	-	-	-	-	-	-	-	-
Aug	-	-	-	-	-	-	-	-	-
Sep	-	-	-	-	-	-	-	-	-
Oct	-	-	-	-	-	-	-	-	-
Nov	-	-	-	-	-	-	-	-	-
Dec	-	-	-	-	-	-	-	-	-
Yearly	213.00	29.87	191.80	191.92	0.51	-1.56	0.23	0.38	0.32
Q1	214.19	29.89	160.09	160.01	0.46	-1.35	0.30	0.37	0.31
Q2	209.41	29.79	287.97	288.71	0.67	-2.20	0.03	0.41	0.35
Q3	-	-	-	-	-	-	-	-	-
Q4	-	-	-	-	-	-	-	-	-

Disclaimer

This Report is prepared and provided for general information purposes only. Information in this Report was obtained or derived from sources that the Energy Market Company Plc Ltd (EMC) considers reliable. All reasonable care has been taken to ensure that stated facts are accurate and opinions fair and reasonable at time of printing. EMC does not represent that information in this Report is accurate or complete and it should not be relied upon as such. In particular, in presentation of charts, certain assumptions were made which may not be stated therein. As such, EMC assumes no fiduciary responsibility or liability for any construction or interpretation you may take based on the information contained nor for any consequences, financial or otherwise, from transactions where information in this Report may be relied upon. You should make your own appraisal and should consult, to the extent necessary, your own professional advisors to ensure that any decision made based on the information in this Report is suitable for your circumstances. If you have any specific queries about this Report or its contents, you should contact us at marketoperations-B@emcsg.com.